


Freedom Police Department 2010 Report



***Chief James Molloy
Officer Tom Van Horn
Officer Chris Nechodom
Officer Chris Collar***

**Freedom Police Department
January-December 2010 Activity Report**

Total Incidents:	2646
Written Reports:	221
Traffic Citations:	391
Municipal Citations:	43
Warning Citations:	435
Parking Tickets:	78
OWI:	20
Crashes	31
Deer Crashes	13
DA Referral:	29
Subpoenas for Court:	26
Evidence:	28
Referrals to Juvenile Court:	4
Turned Over to Other Agency:	8
Traffic Stop Data:	18
Citizen Contact:	2

Agency: FC
Start Date: 1/1/2010 12:00 AM
End Date: 1/1/2011 12:00 AM

Incident Count by Incident Type

Source: Premier CAD

Incident Type Description	Incident Count
TRAFFIC STOP	826
ASSISTS	134
ANIMAL CALLS	66
ACCIDENT	64
MEDICAL/EMS	51
ORDINANCE	49
PARKING	44
SUSPICIOUS SITUATION	42
THEFT	38
ASSIST MOTORIST	37
911 HANG UP	31
WELFARE CHECK	26
HAZARD-NON TRAFFIC &	25
DAMAGE TO PROPERTY	24
RECKLESS DRIVING COM	24
DISTURBANCES	20
SUSPICIOUS VEHICLE	19
ALARM	19
FRAUD	18
FIRE CALL	15
LOST/FOUND	14
HARRASSMENT	13
DOMESTIC	10
BURGLARY	10
CRIME PREVENTION	9
OPEN DOOR	8
SUSPICIOUS PERSON	7
NOISE COMPLAINT	7
ALCOHOL	6
TRESPASS	5
JUVENILE	5
ACCIDENT W/INJURY	5
SEX OFFENSES	5
WARRANT	5
COURT CALL	5
FIRE ALARM	4
VIOLATION OF COURT O	4
AUTO THEFT	4
DRUGS	4
ABANDONED VEHICLE	4

Agency: FC
Start Date: 1/1/2010 12:00 AM
End Date: 1/1/2011 12:00 AM

Incident Count by Incident Type

Source: Premier CAD

WEAPON	3
MISCELLANEOUS	3
CIVIL MATTER	2
BATTERY	2
MISSING PERSON	2
SPECIAL DETAIL	2
RETAIL THEFT	2
BIKE STOPS	1
BOMB THREAT	1
FORGERY	1
CIVIL PROCESS	1
FIREWORKS COMPLAINT	1
Total	1,727

December, 2010

Incident Count by Hour and Day of
Week for Incidents in Freedom by
Freedom PD & Outagamie SD

Hour of Day	Monday	Wednesday	Thursday	Friday	Tuesday	Sunday	Saturday	Total
0	3	3	2	2				10
1			2		1			3
2		3	3	6		4	4	20
3						3		3
4			1			1		2
5					1			1
6				1	1			2
7	2	2	1	1				6
8	2	3	3	2		1	1	12
9		4	8	1	3			16
10		2	1	6		2	1	12
11	2	1	5	5	1	2		16
12		3	2	1	3		1	10
13		2		1	1			4
14	4	6	2		1	1	2	16
15	2	3	2		5	2		14
16			4	4	2		1	11
17		6	3		4	1	1	15
18	1		2	1	2		1	7
19	1	4	1	1	5			12
20	2	3	2	2	1			10
21	2	1		1	1			5
22		1		2	1		2	6
23		2	2		3		2	9
Total	21	49	46	37	36	17	16	222

Statistics

Start Date/Time: 1/1/2010 12:00:00 AM
 End Date/Time: 12/31/2010 12:00:00 AM
 Jurisdiction: WI0451400

UCR Code	UCR Description	This Period		This Period		Cases Cleared This Period		Cases Cleared YTD		YTD %		YTD Last Year	
		This Period	YTD-This Year	YTD-Last Year	YTD-%	Arrest	Excep. Cleared	Adult	July	Arrest	Excep. Cleared	Arrest	Excep. Cleared
09A	MURDER & NON-NEGLIGENT MANSLAUGHTER BY NEGLIGENCE	0	0	0	0%	0	0	0	0	0.0%	0.0%	0	0
09B	JUSTIFIABLE HOMICIDE	0	0	0	0%	0	0	0	0	0.0%	0.0%	0	0
09C	KIDNAPPING/ABDUCTION	0	0	0	0%	0	0	0	0	0.0%	0.0%	0	0
100	FORCIBLE RAPE	1	1	1	0%	1	0	1	0	100.0%	0.0%	1	0
11A	FORCIBLE SODOMY	0	0	0	0%	0	0	0	0	0.0%	0.0%	0	0
11B	SEXUAL ASSAULT WITH AN OBJECT	0	0	0	0%	0	0	0	0	0.0%	0.0%	0	0
11C	FORCIBLE FONDLING	0	1	0	-100.0%	0	0	0	0	0.0%	0.0%	0	0
11D	EJACULATE/EGRETE UPON VICTIM-SEX OFFENSES, NON-FORCIBLE	0	0	0	0%	0	0	0	0	0.0%	0.0%	0	0
11E	ROBBERY	0	0	0	0%	0	0	0	0	0.0%	0.0%	0	0
120	AGGRAVATED ASSAULT	1	1	1	0%	0	0	0	0	0.0%	0.0%	0	0
13A	SIMPLE ASSAULT	2	3	2	-33.3%	1	0	1	0	50.0%	0.0%	1	0
13B	INTIMIDATION	0	1	0	-100.0%	0	0	0	0	0.0%	0.0%	0	0
13C	ARSON	0	0	0	0%	0	0	0	0	0.0%	0.0%	0	0
200	EXTORTION/BLACKMAIL	0	0	0	0%	0	0	0	0	0.0%	0.0%	0	0
210	BURGLARY/BREAKING AND ENTERING	9	5	9	80.0%	0	0	0	0	0.0%	0.0%	0	0
220	POCKET PICKING	0	0	0	0%	0	0	0	0	0.0%	0.0%	0	0
23A	PURSE SNATCHING	0	0	0	0%	0	0	0	0	0.0%	0.0%	0	0
23B	SHOPLIFTING	1	0	1	100.0%	1	0	1	0	100.0%	0.0%	0	0
23C	THEFT FROM BUILDINGS	4	5	4	-20.0%	0	0	0	0	0.0%	0.0%	0	0
23D	THEFT FROM COIN-OPERATED MACHINE OR DEVICE	0	0	0	0%	0	0	0	0	0.0%	0.0%	0	0
23E	THEFT FROM MOTOR VEHICLE	5	1	5	400.0%	0	0	0	0	0.0%	0.0%	0	0
23F	THEFT OF MOTOR VEHICLE PARTS OR ACCESSORIES	0	0	0	0%	0	0	0	0	0.0%	0.0%	0	0
23G	ALL OTHER LARCENY	18	10	18	80.0%	4	0	3	1	22.2%	0.0%	2	0
23H	MOTOR VEHICLE THEFT	2	1	2	100.0%	0	0	0	0	0.0%	0.0%	0	0

Statistics

UCR Code	UCR Description	This Period		YTD-This Year		YTD-Last Year		Cases Cleared This Period			Cases Cleared YTD			YTD %		YTD Last Year	
		This Period	Last Year	This Year	Last Year	This Year	Last Year	Arrest	Excep. Cleared	Adult	July	Arrest	Excep. Cleared	Arrest	Excep. Cleared	Arrest	Excep. Cleared
250	FORGERY/COUNTERFEITING	1	2	1	1	2	2	1	0	1	0	1	0	100.0%	0.0%	0	0
26A	FALSE PRETENSE/SWINDLE/CONFIDENCE GAME	0	2	0	0	2	2	0	0	0	0	0	0	0.0%	0.0%	0	0
26B	FRAUD CREDIT CARD/AUTOMATED TELLER MACHINES	3	4	3	3	4	4	0	0	0	0	0	0	0.0%	0.0%	1	0
26C	IMPERSONATION	0	0	0	0	0	0	0	0	0	0	0	0	0.0%	0.0%	0	0
26D	WELFARE FRAUD	0	0	0	0	0	0	0	0	0	0	0	0	0.0%	0.0%	0	0
26E	WIRE/COMPUTER/OTHER ELECTRONIC MANIPULATION	0	2	0	0	2	2	0	0	0	0	0	0	0.0%	0.0%	0	0
270	EMBEZZLEMENT	0	0	0	0	0	0	0	0	0	0	0	0	0.0%	0.0%	0	0
280	STOLEN PROPERTY OFFENSES (RECEIVING, ETC.)	0	0	0	0	0	0	0	0	0	0	0	0	0.0%	0.0%	0	0
290	DESTRUCTIVE/DAMAGE/VANDALISM OF PROPERTY	9	16	9	9	16	16	1	0	0	1	1	0	11.1%	0.0%	3	0
35A	DRUG/NARCOTIC VIOLATIONS	1	3	1	1	3	3	1	0	1	0	1	0	100.0%	0.0%	3	0
35B	DRUG EQUIPMENT VIOLATIONS	1	1	1	1	1	1	1	0	0	1	1	0	100.0%	0.0%	1	0
36A	INCEST	0	0	0	0	0	0	0	0	0	0	0	0	0.0%	0.0%	0	0
36B	STATUTORY RAPE	0	0	0	0	0	0	0	0	0	0	0	0	0.0%	0.0%	0	0
370	PORNOGRAPHY/OBSCENE MATERIAL	1	0	1	1	0	0	1	0	0	1	1	0	100.0%	0.0%	0	0
39A	BETTING AND WAGERING	0	0	0	0	0	0	0	0	0	0	0	0	0.0%	0.0%	0	0
39B	OPERATING/PROMOTING/ASSISTING GAMBLING VIOLATIONS	0	0	0	0	0	0	0	0	0	0	0	0	0.0%	0.0%	0	0
39C	GAMBLING EQUIPMENT VIOLATIONS	0	0	0	0	0	0	0	0	0	0	0	0	0.0%	0.0%	0	0
39D	SPORTS TAMPERING	0	0	0	0	0	0	0	0	0	0	0	0	0.0%	0.0%	0	0
40A	PROSTITUTION	0	0	0	0	0	0	0	0	0	0	0	0	0.0%	0.0%	0	0
40B	ASSISTING/PROMOTING PROSTITUTION	0	0	0	0	0	0	0	0	0	0	0	0	0.0%	0.0%	0	0
510	BRIBERY	0	0	0	0	0	0	0	0	0	0	0	0	0.0%	0.0%	0	0
520	WEAPON LAW VIOLATIONS	0	0	0	0	0	0	0	0	0	0	0	0	0.0%	0.0%	0	0
NO	NON UCR REPORTABLE	1	0	1	1	0	0	0	0	0	0	0	0	0.0%	0.0%	0	0
Total Group A		60	59	60	60	59	59	12	0	8	4	12	0	20.0%	0.0%	16	0

Statistics

UCR Code	UCR Description	This Period		YTD-This Year		YTD-Last Year		YTD-%		Cases Cleared This Period			Cases Cleared YTD			YTD %		YTD Last Year	
		This Period	YTD-This Year	This Period	YTD-This Year	This Period	YTD-This Year	This Period	YTD-This Year	Arrest	Excep. Cleared	Adult	Juv	Arrest	Excep. Cleared	Arrest	Excep. Cleared	Arrest	Excep. Cleared
Group B																			
90A	WORTHLESS CHECKS	0	0	0	0	0	0	0%		0	0	0	0	0	0	0.0%	0.0%	0	0
90B	CURFEW/LOITERING/VAGRANCY VIOLATIONS	0	0	0	0	0	0	0%		0	0	0	0	0	0	0.0%	0.0%	0	0
90C	DISORDERLY CONDUCT	14	28	14	28	28	-50.0%			6	1	5	1	6	1	42.9%	7.1%	15	0
90D	DRIVING UNDER THE INFLUENCE	19	22	19	22	22	-13.6%			19	0	19	0	19	0	100.0%	0.0%	21	0
90E	DRUNKENNESS	0	0	0	0	0	0%			0	0	0	0	0	0	0.0%	0.0%	0	0
90F	FAMILY OFFENSES, NONVIOLENT	2	6	2	6	6	-66.7%			2	0	2	0	2	0	100.0%	0.0%	4	0
90G	LIQUOR LAW VIOLATIONS	8	15	8	15	15	-46.7%			8	0	6	2	8	0	100.0%	0.0%	14	0
90H	PEEPING TOM	0	0	0	0	0	0%			0	0	0	0	0	0	0.0%	0.0%	0	0
90I	RUNAWAY	0	0	0	0	0	0%			0	0	0	0	0	0	0.0%	0.0%	0	0
90J	TRESPASS OF REAL PROPERTY	9	5	9	5	5	80.0%			0	0	0	0	0	0	0.0%	0.0%	1	0
90Z	ALL OTHER OFFENSES	25	14	25	14	14	78.6%			19	0	18	1	19	0	76.0%	0.0%	13	0
Total Group B		77	90	77	90	90	-14.4%			54	1	50	4	54	1	70.1%	1.3%	68	0
Group NR																			
00	NON UCR REPORTABLE	17	26	17	26	26	-34.6%			0	0	0	0	0	0	0.0%	0.0%	1	0
Total Group NR		17	26	17	26	26	-34.6%			0	0	0	0	0	0	0.0%	0.0%	1	0

D Property Value

Property Values	This Period	This Period Last Year	YTD This Year	YTD Last Year	YTD %
Stolen	\$31,537.17	\$10,144.91	\$31,537.17	\$10,144.91	210.9%
Recovered	\$363.00	\$0.00	\$363.00	\$0.00	100.0%
Damaged	\$2,453.00	\$7,170.00	\$2,453.00	\$7,170.00	-65.8%

Statistics

Arrests	This Period	This Period Last Year	YTD This Year	YTD Last Year	YTD %
E Adult Arrests					
Part A Ordinance	4	3	4	3	33.3%
Part A State Statute	6	10	6	10	-40.0%
Part B Ordinance	27	44	27	44	-38.6%
Part B State Statute	36	39	36	39	-7.7%
Part NR Ordinance	0	0	0	0	0%
Part NR State Statute	0	1	0	1	-100.0%
Part TR Ordinance	0	0	0	0	0%
Part TR State Statute	14	12	14	12	16.7%
F Juvenile Arrests					
Part A Ordinance	0	0	0	0	0%
Part A State Statute	5	4	5	4	25.0%
Part B Ordinance	3	4	3	4	-25.0%
Part B State Statute	5	3	5	3	66.7%
Part NR Ordinance	0	0	0	0	0%
Part NR State Statute	0	0	0	0	0%
Part TR Ordinance	0	0	0	0	0%
Part TR State Statute	0	0	0	0	0%
G Adult & Juv Traffic Arrests					
Traffic Citations	337	417	337	417	-19.2%
H Animal					
Animal Arrests	1	0	1	0	100.0%
Animal Complaints	67	66	67	66	1.5%
Animal Warnings	2	1	2	1	100.0%

Statistics

I	Accidents	This Period	This Period Last Year	YTD This Year	YTD Last Year	YTD %
	Fatal	0	0	0	0	0%
	Hit & Run Personal Injury	0	1	0	1	-100.0%
	Hit & Run Property Damage	5	0	5	0	100.0%
	Personal Injury	8	10	8	10	-20.0%
	Property Damage	13	22	13	22	-40.9%

Freedom Police Department Events 2010

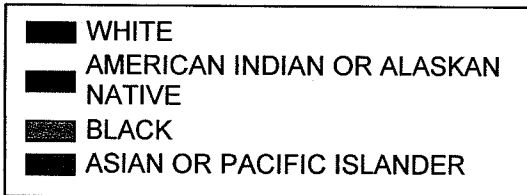

LZ Lambeau:	May 21, 2010
VFW Memorial Day Parade:	May 28, 2011
Freedom Street Jam:	September 2010
Freedom Christmas Parade:	December 4, 2010
Freedom 9-11 Walk:	September 11, 2010
Freedom Mock Disaster:	September 18, 2010
Drug Disposal Drop Off Day:	September 25, 2010
VFW Flag Disposal Ceremony:	November 6, 2010

Jurisdiction: Freedom PD
Start/Date Time: 1/1/2010 12:00:00 AM
End/Date Time: 12/31/2010 12:00:00 AM
Citation Type(s): UNIFORM MUNICIPAL CITATION, CITATION (NON TRAFFIC), UNIFORM CITATION, WARNING

Citations and Warnings by Race - Summary

Citations issued to Businesses have been Excluded

Race	Number of Records	% of Total
WHITE	798	95.00 %
AMERICAN INDIAN OR ALASKAN NATIVE	32	3.81 %
BLACK	8	0.95 %
ASIAN OR PACIFIC ISLANDER	2	0.24 %
Total	840	



Freedom Police Department Grants & Donations

Tidy View: \$2,632.00

WI DOT: \$4,000.00

WI OJA: \$3,400.00